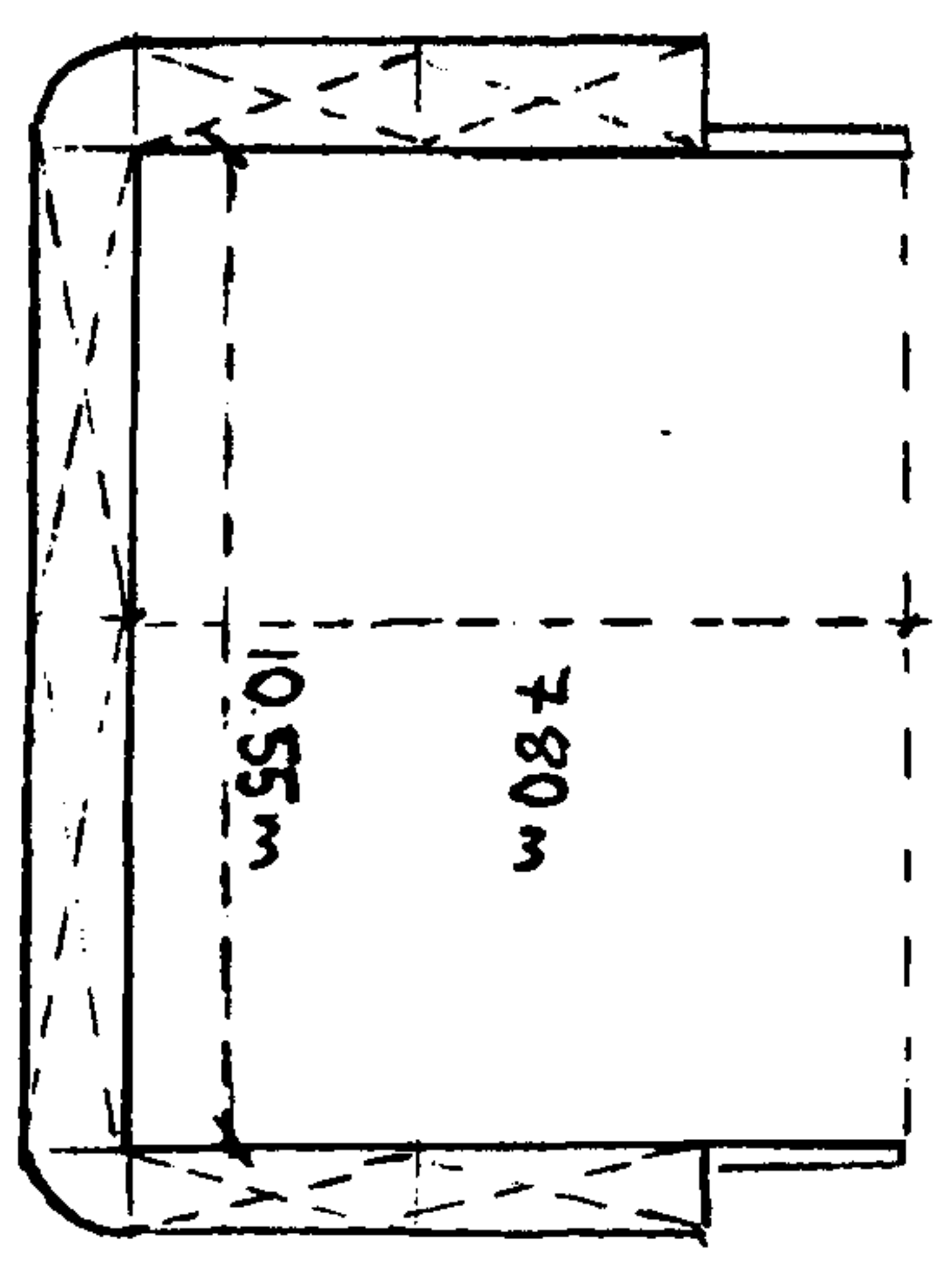
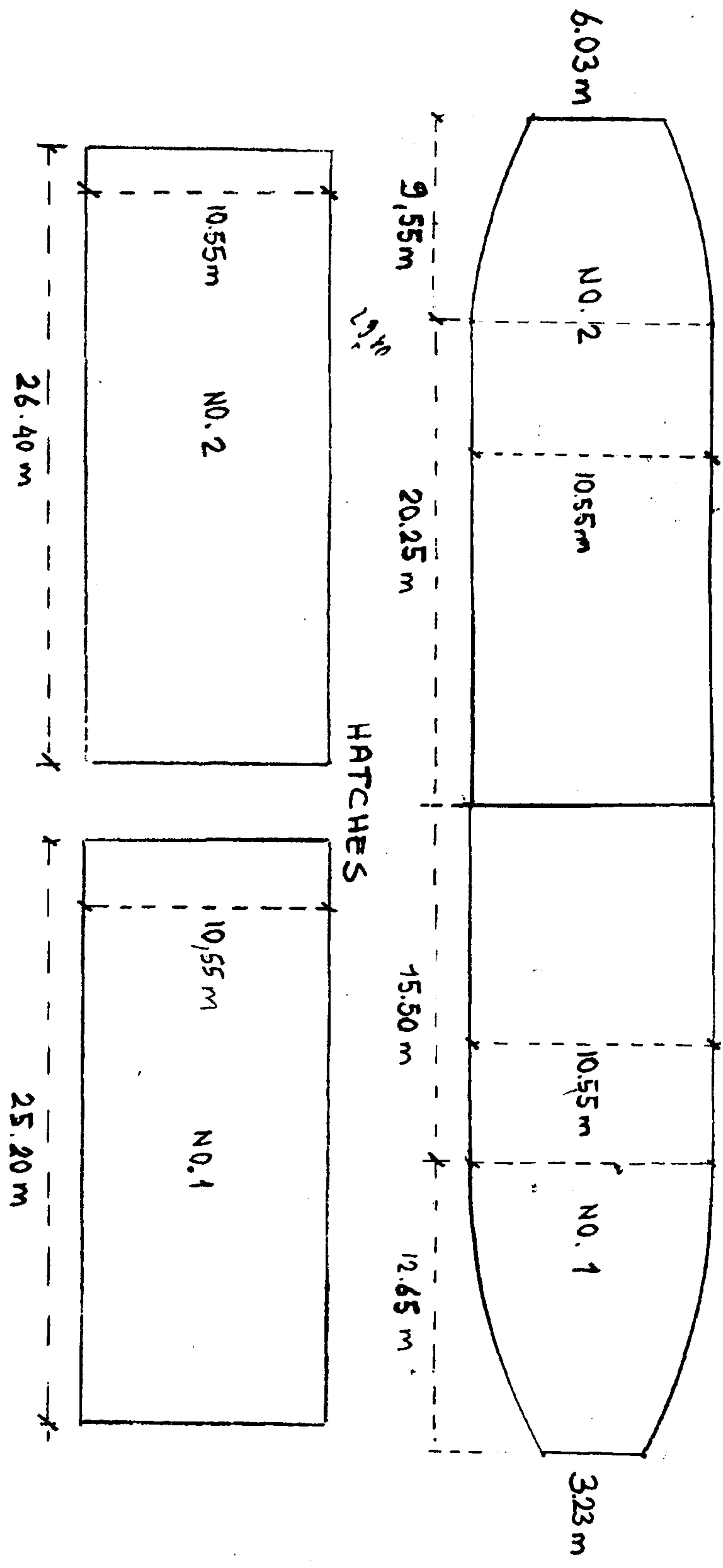
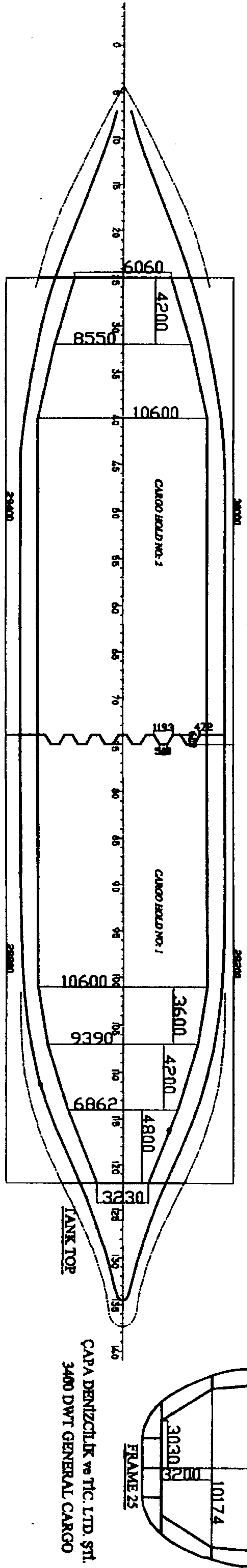
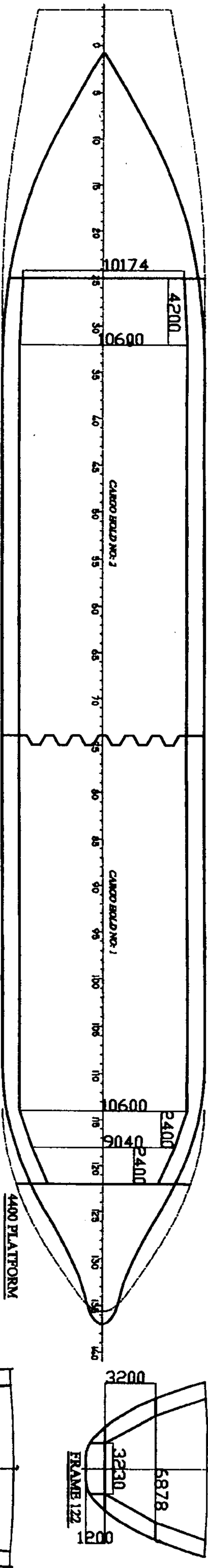
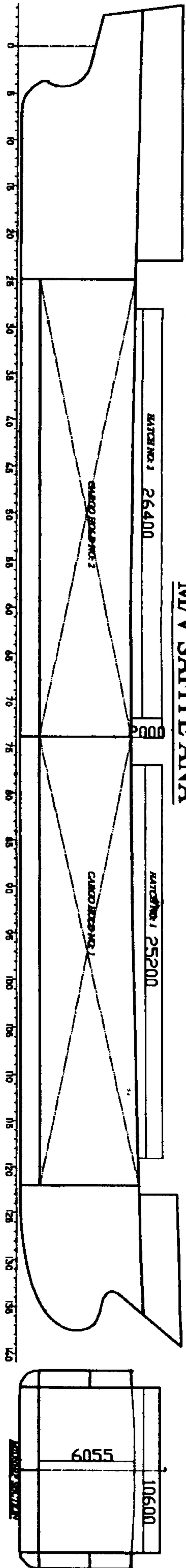


MV SAFIYE ANA

HOLDS



# M/V SAFIYE ANA



ITEM	FRAME	GRAIN		BALE		V.C.G (m)	L.C.G (m)
		CUM	CU.FT	CUM	CU.FT		
TOTAL HOLD NR:1	74-122	2204.18	77839.88	2188	77268.49	5.121	58.489f
TOTAL HOLD NR:2	25-74	2360.51	83360.62	2345	82812.89	5.075	50.025f
GRAND TOTAL		4564.69	161200.5	4533	160081.38		

**MAIN PARTICULARS** [ANA ÖLÇÜLERİ]

LENGTH OVERALL [TAM BOY] \_\_\_\_\_ LOA \_\_\_\_\_ 87.20 m

LENGTH WATER LINE [SU HATTI BOYU] \_\_\_\_\_ LWL \_\_\_\_\_ 82.025 m

LENGTH BETWEEN PERP. [KALDELER ARASI BOY] \_\_\_\_\_ LBP \_\_\_\_\_ 80.03 m

BREADTH [GENİSLİK] \_\_\_\_\_ B \_\_\_\_\_ 12.80 m

DEPTH [YÖKSEKLİK] \_\_\_\_\_ H \_\_\_\_\_ 7.00 m

DRAUGHT [SCATLING or FRB. DRAUGHT] \_\_\_\_\_ d \_\_\_\_\_ 5.737 m

DISPLACEMENT [DESİNG DRAUGHT] \_\_\_\_\_ 4781.39 MT

FRAME SPACING \_\_\_\_\_ 600 mm

CAPA DENİZCİLİK ve TİC. LTD. ŞTİ.  
3400 DWT GENERAL CARGO